

SCHEDULE IX

GRAMAUDYOGIK SHIKSHAN MANDAL

MARATHWADA INSTITUTE OF TECHNOLOGY (IT CIDCO), AURANGABAD

MIT Campus, Beed Bypass Road, Satara Village Parisar, Aurangabad - 431010

FOR THE YEAR ENDED ON 31.03.2023

EXPENDITURE	Sch.	RS.	INCOME	Sch.	RS.
To Affiliation, Inspection and Exam Exp.	15	5,61,751	By Tuition Fees	10	1,21,20,608
To Salaries & Wages	16	63,89,832	By Grant in Aid	11	47,718
To Lab Expenses	17	31,298	By Hostel & Mess Fees	12	99,500
To Electricity Expenses	18	30,968	By Interest Income	13	4,424
To Repairs & Maintenance	19	11,40,872	By Other Income	14	24,167
To Finance Charges	20	18,121	(As certified by Trustee)		
To Office Contingencies	21	1,30,688			
To R & D Expenses	22	8,173			
To Staff & Students welfare Exp	23	1,86,046			
To Travelling & Conveyance Exp	24	15,433			
To Other Establishment Exp.	25	2,57,283			
To Depreciation	26	3,23,476			
(As per Dep schedule)					
To Excess income over expenditure transferred to B/S		32,02,476			
TOTAL		1,22,96,417	TOTAL		1,22,96,417

MARATHWADA INSTITUTE OF TECHNOLOGY (IT COLLEGE)

As per our Report even dated
For SHARMA N.V. & CO.
CHARTERED ACCOUNTANTS

(Signature)
PRINCIPAL
M.I.T. Cidco, Aurangabad

PRINCIPAL
DATE :- 25/09/2023
PLACE :- AURANGABAD



(Signature)
(CA N.V.SHARMA)
PROPRIETOR
Membership No. 31540
UDIN-23031540BGXPKL2989

The Bombay Public Trusts Act, 1950.

[Vide Rule 17(1)]

SCHEDULE VIII

GRAMAUDYOGIK SHIKSHAN MANDAL

MARATHWADA INSTITUTE OF TECHNOLOGY (IT CIDCO), AURANGABAD

MIT Campus, Beed Bypass Road, Satara Village Parisar, Aurangabad - 431010

BALANCE SHEET AS AT 31/03/2023

FUNDS & LIABILITIES	Sch.	RS.	
		PROPERTY AND ASSETS	Sch.
Other Earmarked Funds			
- Depreciation Fund	1	66,66,561	4
Other Liability			
- Accounts Payable	2	87,083	5
Income and Expenditure Account			
Balance as per Last BS	3	3,89,61,320	6
Add - Surpluse during the year		4,21,63,796	7
		4,89,17,440	8
			9
			4,89,17,440


The above Balance Sheet to the best of my belief contains a true account of the Fund and Liabilities and of the Property and Assets of the Institute
MARATHWADA INSTITUTE OF TECHNOLOGY (IT COLLEGE)

As per our Report even dated
For SHARMA N.V. & CO.
CHARTERED ACCOUNTANTS


PRINCIPAL
M.I.T. Cidco, Aurangabad

PRINCIPAL
DATE :- 25/09/2023
PLACE :- AURANGABAD




(CA N.V. SHARMA)
PROPRIETOR
Membership No. 31540
UDIN-23031540BGXPKL2989


GRAMAUDYOGIK SHIKSHAN MANDAL

MARATHWADA INSTITUTE OF TECHNOLOGY (IT CIDCO), AURANGABAD


MIT Campus, Beed Bypass Road, Satara Village Parisar, Aurangabad - 431010

SCHEDULES FORMING PART OF BALANCE SHEET FOR THE YEAR ENDED 31/03/2023

Sch. No.	FUNDS & LIABILITIES	AMOUNT
1	OTHER EARMARKED FUNDS:	
	Opeining Depreciaiton Fund as per Last B/S	63,43,085
	Add- Depreciation During the year	3,23,476
	Less - Deletion during the year	
	TOTAL OF OTHER EARMARKED FUNDS	66,66,561
2	ACCOUNTS PAYABLE/SUNDRY CREDITORS	
	Marathwada Institute of Technology IT CIDCO	
	Examination Fees	69,510
	Unpaid Salary	37,772
	Dr Bamu Exam Remu	82,011
	Red Hat Exam Fees	4,750
	Photography Exp	880
	Micro Multi Solutions	(60,000)
	Nexus Multi Services	(47,840)
	TOTAL OF ACCOUNTS PAYABLE	87,083
3	Income and Expenditure Account :	
	Bal. as per last Balance Sheet	3,89,61,320
	Add / Less- Surplus / Deficit during the year	32,02,476
	Closing Balance C/f	4,21,63,796
	TOTAL LIABILITIES	4,89,17,440



	PROPERTY & ASSETS:	
4	FIXED ASSETS:	
i	MOVABLE	87,94,227
	TOTAL OF FIXED ASSETS	87,94,227
5	INVESTMENTS	
	FDR for MIT CIDCO	1,58,765
	TOTAL OF INVESTMENTS & DEPOSITS	1,58,765.00
6	ADVANCES & OTHER DEPOSITS:	
	Staff Advance Quadri S W	7,300
	TOTAL OF ADVANCES & OTHER DEPOSITS	7,300
7	ACCOUNTS RECEIVABLE:	
	Tuition Fees Receivable	
	Tuition Fees Receivable 2022-23	6,49,914
	Tuition Fees Receivable 2021-22	5,99,387
	Tuition Fees Receivable 2020-21	8,40,769
	Tuition Fees Receivable - All previous year	64,88,552
	Scholarship Receivable :	
	Scholarship Receivable 2022-23	33,71,395
	Scholarship Receivable 2021-22	6,32,923
	Scholarship Receivable 2020-21	2,76,755
	Scholarship Receivable - All previous year	9,60,125
	Dr Bamu Exam Remu	1,41,823
	TOTAL OF ACCOUNTS RECEIVABLE	1,39,61,643
8	CASH & BANK BALANCES:	
	Cash	(1)
	HDFC Bank (CA) 50200049971106`	33,62,133
	SBI 31582381082 MIT IT CIDCO	2,14,322
	TOTAL OF CASH & BANK BALANCES:	35,76,454
9	BRANCH & DIVISION:	
	GSM	2,24,19,051
	TOTAL OF BRANCH & DIVISION:	2,24,19,051
	TOTAL ASSETS	4,89,17,440




GRAMAUDYOGIK SHIKSHAN MANDAL

MARATHWADA INSTITUTE OF TECHNOLOGY (IT CIDCO), AURANGABAD

MIT Campus, Beed Bypass Road, Satara Village Parisar, Aurangabad - 431010

SCHEDULES FORMING PART OF INCOME & EXPENDITURE ACCOUNT FOR THE YEAR ENDED 31.03.2023

Sch. No.	RECEIPT	AMOUNT
10	TUITION FEES	
	Tuition Fees	85,71,275
	Tuition Fees - Scholarship	33,71,395
	OTHER FEES:	
	Book bank	200
	Library Fees	9,906
	Other Fees	73,022
	Sale of Prospectus	66,910
	T.C. Fees	27,900
	TOTAL FEES & FINES	1,21,20,608
11	GRANT IN AID	
	NSS Regular Activity Grant	6,072
	NSS Special Camp Grants	41,646
	TOTAL GRANT IN AID	47,718
12	HOSTEL & MESS FEES	
	Hostel & Mess Fees	99,500
	TOTAL HOSTEL & MESS FEES	99,500
13	INTEREST INCOME	
	Interest Received on FDR	4,424
	TOTAL INTEREST INCOME	4,424
14	OTHER INCOME	
	MISC. COLLECTION	12
	Xerox Income	6,055
	Notice Pay	18,100
	TOTAL OTHER INCOME	24,167
	TOTAL INCOME	1,22,96,417



15	AFFILIATION, INSPECTION & EXAM EXP	
	Affiliation Expenses	400
	Affilitaion Fees	2,01,000
	New Course Fees	3,08,410
	Other	51,941
	TOTAL AFFILIATION EXPENSES	5,61,751
16	SALARIES & WAGES	
	Salary Visiting	3,90,700
	Salary Non Teaching	7,45,434
	Salary Security	5,33,609
	Salary Teaching	47,20,089
	TOTAL MANPOWER EXPENSES	63,89,832
17	LAB EXPENSES:	
	Consumable	685
	Internet Charges	26,826
	Laboratory Exps	3,787
	TOTAL LAB EXPENSES	31,298
18	ELECTRICITY EXPENSES	
	Electricity Expenses	30,968
	TOTAL ELECTRICITY CONSUMPTION EXP.	30,968
19	REPAIRS, MAINTENANCE & INSURANCE:	
	Repairs - Computers	35,242
	Repairs - Electricals	46,194
	Repairs - Generator	450
	Municipal Tax	10,00,000
	Repairs- Building	58,986
	TOTAL REPAIRS, MAINT & INSURANCE EXP.	11,40,872
20	FINANCE CHARGES:	
	Bank charges, Commission	18,121
	TOTAL FINANCE CHARGES	18,121
21	OFFICE CONTINGENCIES:	
	Office & Misc. Exp.	1,30,688
	TOTAL OFFICE CONTINGENCIES	1,30,688
22	R & D EXPENSES	



	Research & Development	8,173
	TOTAL R & D EXPENSES	8,173
23	Staff & Students welfare Exp.	
	Function & Festival	75,217
	NSS Regular Activity	15,788
	NSS Special Camp	58,832
	Sports Expenses	15,622
	Students Welfare Exp.	17,339
	Training & Placement Exp.	2,029
	Workshop and Seminar	1,219
	TOTAL STAFF & STUDENTS WELFARE EXP.	1,86,046
24	TRAVELLING & CONVEYANCE EXP	
	Local Conveyance	10,783
	Transport & Octroi	4,650
	TOTAL TRAVELLING & CONVEYANCE EXPENSES	15,433
25	OTHER ESTABLISHMENT EXPENSES:	
	Advertisement / Admission Promotion Exp	1,91,885
	Garden Expenses	1,100
	Telephone , Mobile and Postage Exps	671
	News Paper & Periodicals	7,837
	Printing & Stationery	31,575
	Membership & Subscription	24,215
	TOTAL OTHER ESTABLISHMENT EXPENSES	2,57,283
26	DEPRECIATION (As per Dep Schedule)	3,23,476
	TOTAL EXPENDITURE	90,93,941
	NET SURPLUS	32,02,476



MARATHWADA INSTITUTE OF TECHNOLOGY (IT College), CIDCO, AURANGABAD

SR NO	PARTICULARS	OPENING		DEP. %	ADDITIONS		SOLD / TRF	TOTAL GROSS BLOCK	DEPR UPTO 31.3.22	DEP. CURRENT YR	DEPR UPTO 31.03.23	NET BLOCK (31.03.2022)
		GROSS BLOCK			Up To Sept.	After Sept.						
1	Machinery Equipment	17,72,938		15	30,616	12,700	-	18,16,254	10,68,959	1,11,142	11,80,101	6,36,153
2	Furniture & Fixture	29,16,447		10	-	-	-	29,16,447	13,64,406	1,55,204	15,19,610	13,96,837
3	Computer	31,05,029		40	-	-	-	31,05,029	30,24,404	32,250	30,56,654	48,375
4	Library Books	9,38,535		40	-	17,962	-	9,56,497	8,85,315	24,880	9,10,195	46,302
TOTAL		87,32,949			30,616	30,662	-	87,94,227	63,43,084	3,23,476	66,66,560	21,27,667

